


Cheap 100 to 150 Watt Amp

Jon Tirone

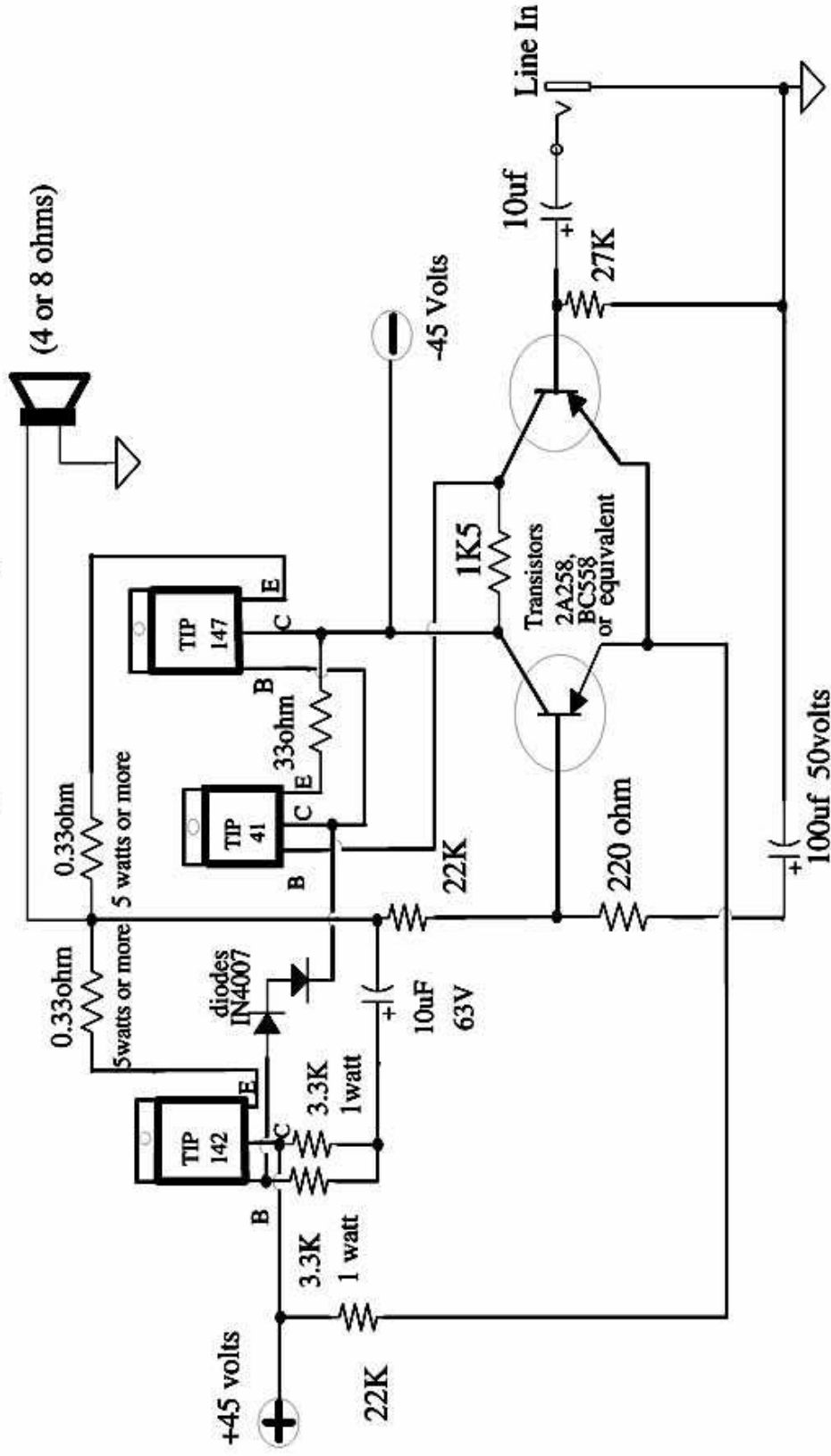
(Also known as John Fisher)

Here is a simple and cheap amp to make

I could have made the circuit board smaller but "what the heck"



100 to 150 watt power amp



Note : This circuit was handed down to me from a friend of a friend.

It works amazingly well and is cheap to make.

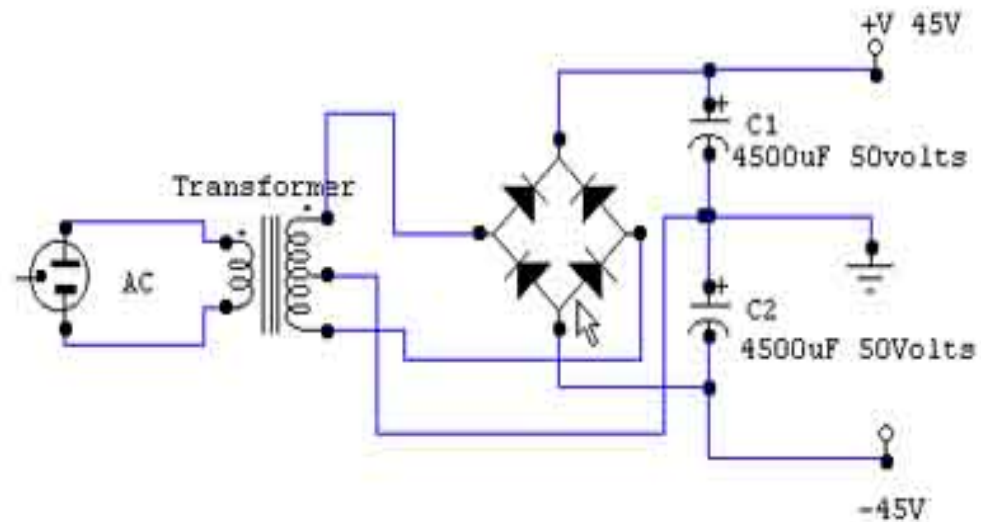
It is so simple that I have even built it without a PCB.

The power is dependent on how much

voltage you put in it so it also depends on what Darlington's you use.

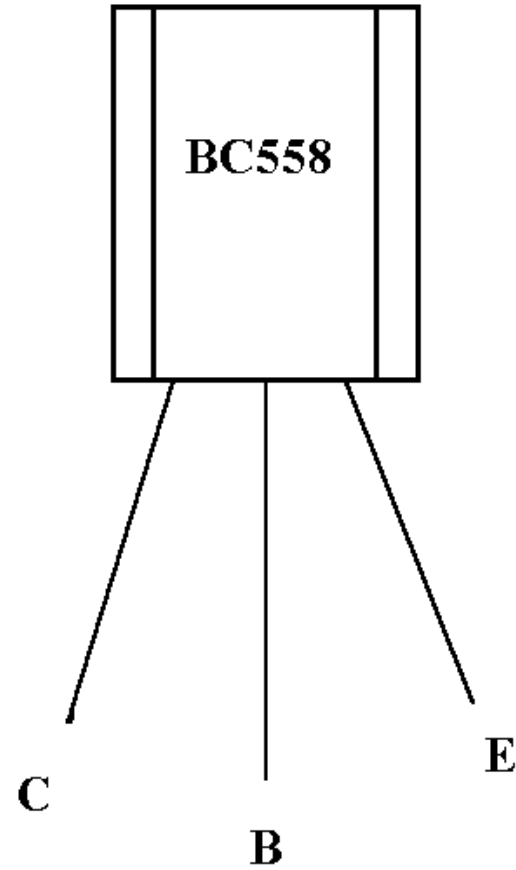
SPLIT POWER SUPPLY

The transformer primary is 110V or 220V depending on your wall voltage. The secondary is 35V + 35V AC. Transformer should be about 4 amperes. Once it is rectified you will get about 45V + 45V DC volts. The diodes should be rated at 3 amperes and for at least 100 volts.



Here is a suggested circuit for the power supply.

Front view with flat side facing you



Please note:

I have been getting some e-mail's from people with problems to discover that there is a discrepancy with the pinouts on the BC558.

If you look up in the cross reference of the ECG or NTE semiconductor manual, you will notice that the BC558 substitute will differ in the pin configuration from the stock BC558. This goes for the BC549, BC549 and the majority of the BC transistors. So if you are using a BC558, please refer to my above drawing for the pinouts.

[Back to Index](#)

[Back to Home Page](#)